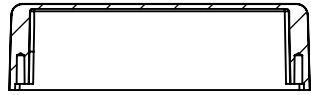


OVERALL ASSEMBLY DIMENSIONS:

EXTERNAL - 187.4 x 119.2 x 38.2

INTERNAL - 182.8 x 105.6 x 34.2

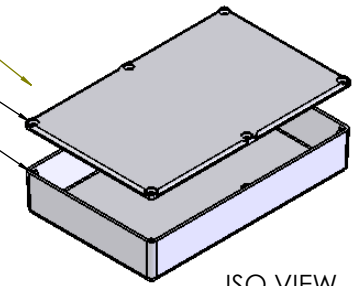


SECTION B-B

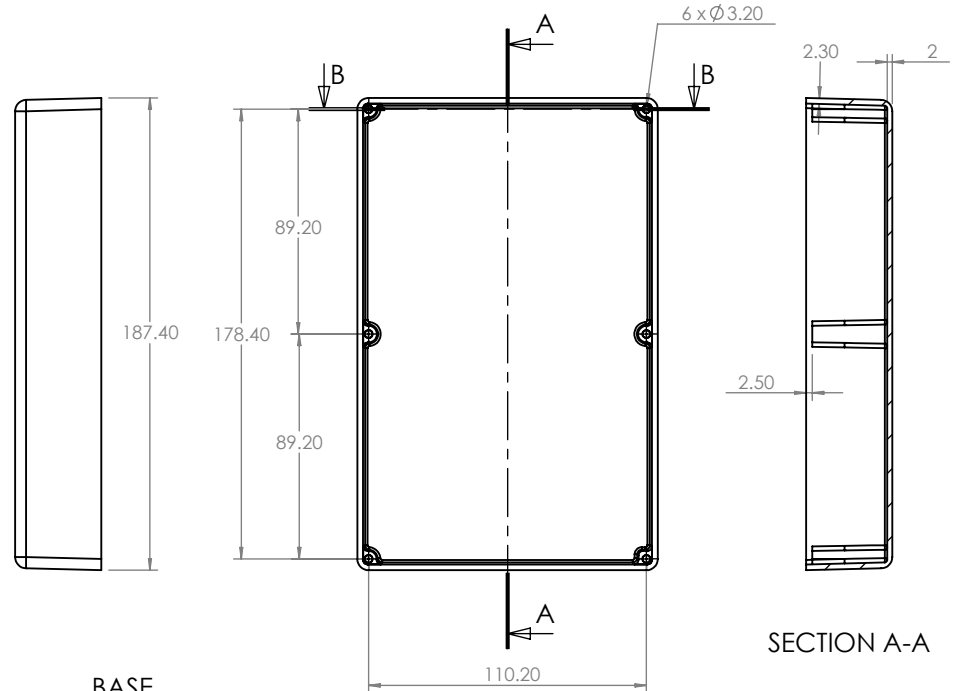
SELF TAPPING SCREW

LID

BASE



ISO VIEW
1:5



BASE

SECTION A-A

| | | | | | | | | | | |
|---------------------------------------------------------------------------------------------------------------------------------------------------------------------------|--|---------------|--|--------------------------------------------------------------|--|-------------------------------------|--|---------------------|--|--------------|
| <p>JAMES CARTER RD, MILDENHALL, SUFFOLK. IP28 7DE TEL: 01 638 716101 FAX: 01 638 716554 EMAIL: SALES@BOSS-ENCLOSURES.CO.UK WEB: www.BOSS-ENCLOSURES.CO.UK</p> | | | | UNLESS OTHERWISE SPECIFIED: DIMENSIONS ARE IN MILLIMETERS | | DO NOT SCALE DRAWING | | REVISION. O | | |
| | | | | FINISH. SMOOTH | | TITLE: ASSEMBLY DRG FOR 5100-477 | | | | |
| DRAWN S.HARDINGE | | SIGNED SJH | | DATE 20/12/05 | | MATERIAL. DIE-CAST ALUMINIUM | | DWG NO. 5100-477 | | A4 |
| CHKD - | | - | | - | | PROJECTION. | | SCALE. 1 : 3 | | SHEET 1 OF 1 |